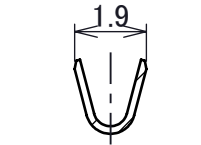
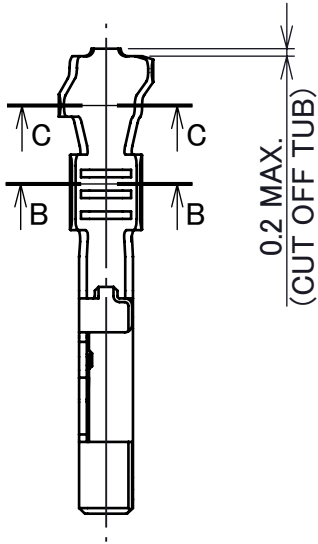


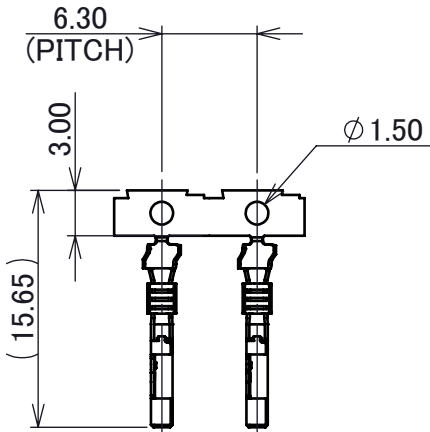
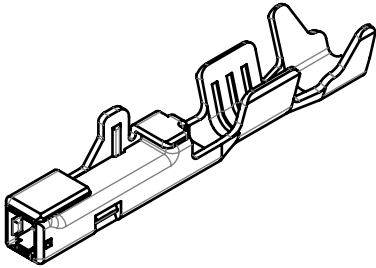
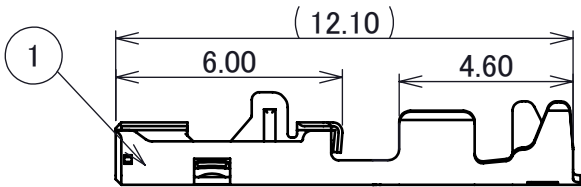
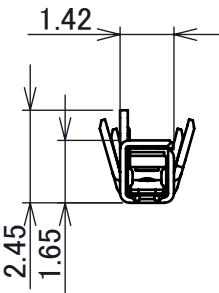
PART NO.	PLATING
VT009-02	Sn REFLOW
VT009-03	CONTACT AREA : Au PLATING CRIMPING AREA : Sn REFLOW



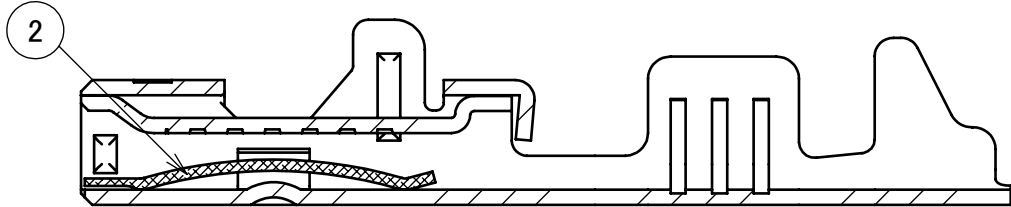
SECTION B-B



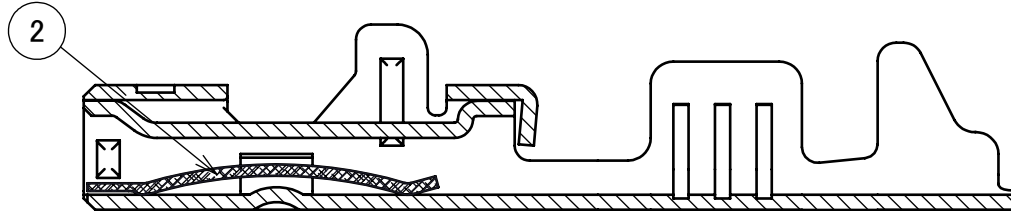
SECTION C-C



CARRIER
2 : 1

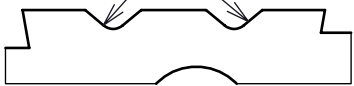


PART NO.: VT009-02



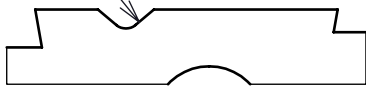
PART NO. : VT009-03
SECTION A-A
10 : 1

IDENTIFYING MARK



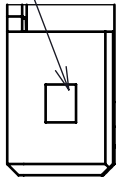
PART NO.: VT009-02

IDENTIFYING MARK



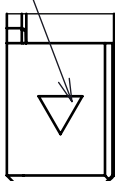
PART NO.: VT009-03

IDENTIFYING MARK



PART NO.: VT009-02

IDENTIFYING MARK



PART NO.: VT009-03

NOTE

1. APPLICABLE FEMALE HOUSING: ISH CONNECTOR SERIES
2. APPLICABLE CABLE SIZE: 0.3mm² / 0.5mm² (FINISHED ϕ 1.60mm MAX.)
3. COMPLY WITH ELV/RoHS.
4. TERMINAL CRIMP SPECIFICATION MUST BE COMPLIANT WITH HANDLING MANUAL 【HDM-0020】.

2	SPRING	COPPER ALLOY	VT009-02 PLATING : Sn REFLOW VT009-03 PLATING : Au PLATING
1	BODY	BRASS	VT009-02 PLATING : Sn REFLOW VT009-03 PLATING : Au PLATING CONTACT AREA : Au PLATING CRIMPING AREA : Sn REFLOW
NO.	DESCRIPTION	MATERIAL	FINISH/COLOR/REMARKS

ANGLE	$\pm 2^\circ$	6 OVER 30 MAX.	± 0.3	PROJECTION	SERIES No.	CUSTOMER COPY
6 MAX.	± 0.2	30 OVER 120 MAX.	± 0.5		R6	
GENERAL TOLERANCE.	120 OVER	$\pm 0.5\%$	TITLE	ISH® CONNECTOR FEMALE TERMINAL		SCALE
DWG.	H. HAMACHI	DATE	Mar. /31/' 23			5:1
CHK.	J. MUKUNOKI	DATE	Mar. /31/' 23			UNIT
REV.	ECN	BY	DATE	APP.	J. TATEISHI	mm
REVISION RECORD				APP.	J. TATEISHI	SIZE
				Mar. /31/' 23	CVT009	A3
						SHEET
						1/1
						REV.
						0